

MAMMALS

3-8 Science Unit Study





Table of Contents

Unit Information ii

Read-Aloud Book Pack, Correlated Books, and Field Trip Ideas iii

Grades 7–8 Lesson Extensions iv

Supplies Needed v

Vocabulary vii

Lesson 1: Introduction to Mammals 1

Lesson 2: Live Birth & Lactation. 7

Lesson 3: Odd-Toed Ungulates 15

Lesson 4: Even-Toed Ungulates 24

Lesson 5: Elephants 32

Lesson 6: Primates 43

Lesson 7: Felines 52

Lesson 8: Canines 64

Lesson 9: Monotremes 82

Lesson 10: Marsupials 89

Lesson 11: Bats. 98

Lesson 12: Rodents 104

Lesson 13: Bears 111

Lesson 14: Endangered Animals 116



© 2023 The Good and the Beautiful, LLC | goodandbeautiful.com

All rights reserved. This book may be printed or copied for use within your home or immediate family once the download has been purchased directly from goodandbeautiful.com by the person who will be using it. This file may not be shared electronically or posted on the internet.

Copies that have been printed at home or at a printing company may not be resold.





UNIT INFORMATION

Science Journal



All The Good and the Beautiful science units include activities in a student journal. Each student should have his or her own student journal, and the parent or teacher will direct the student regarding when to complete the activities in the lessons. The journal can be purchased by going to goodandbeautiful.com/science and clicking on the *Mammals* unit link.

Science Wall



All science units include vocabulary words to be placed on your science wall, which is a wall or trifold presentation board in your learning area on which you can attach the vocabulary words and other images. **Cut out the vocabulary word cards at the beginning of the unit.** The course will indicate when to place them on the wall.

Lesson Preparation



All science units include easy-to-follow lesson preparation directions at the beginning of each lesson.

Activities



Many of The Good and the Beautiful science lessons involve hands-on activities. The *Mammals* unit features activities that involve potentially messy and/or harmful materials.

An adult should always closely supervise children as they participate in the activities to ensure they are following all necessary safety procedures. This unit does not contain any experiments.

Unit Videos



Some lessons include videos that were created by The Good and the

Beautiful. Have a device available that is capable of playing the videos from goodandbeautiful.com/sciencevideos or on the Good and Beautiful Homeschool app.

Content for Older Children



Some lessons include extra content that is more applicable for older children (grades 7–8). Parents or teachers may choose to skip this content if instructing only younger children.

Content for Younger Children



Some lessons include extra content that is more applicable for younger children (grades 3–6). Parents or teachers may choose to skip this content if instructing only older children.

Worldview

The unit takes a general Christian worldview that supports Creationism. The unit does not attempt to define how long it took God to make items in the universe, thus allowing for use by both those who believe in a young earth theory and those who believe in an old earth theory. If parents want to get into more detail on dates and time periods of the universe, they can include the doctrines specific to their own beliefs.


Versions

New discoveries are being made on an ongoing basis. This course is reviewed and revised periodically to keep information as up to date as possible. This version is the second edition of this unit.




READ-ALoud BOOK PACK

The three books below are optional read-aloud books that complement this unit. These books can be purchased as a book pack by going to goodandbeautiful.com/science and clicking on the *Mammals* unit product page.



Can You Track It? Mammals
By Maggie Felsch and Shannen Yauger



Marvelous Mammals from Down Under
By Heather Horn




Mammals of Small Pond
By Phoebe Erickson

CORRELATED BOOKS

The Good and the Beautiful Library has several books that correlate well with the *Mammals* unit. It can be a wonderful experience for children to read books on their levels related to the subjects they are learning in science. The library includes both fiction and nonfiction books that are organized according to reading level. Find these correlated books by going to goodandbeautiful.com/science and clicking on the *Mammals* science unit product page.

FIELD TRIP IDEAS

If possible, consider taking a field trip to a natural history museum while completing this unit. Also, consider taking a field trip to a local farm or zoo.



LESSON EXTENSIONS

How the Extensions Work

Each lesson has an optional lesson extension for children in grades 7-8. Complete the lesson with all the children, and then have the older children complete the self-directed lesson extension. These extensions are located in the *Grades 7-8 Student Journal*.

Answer Key

The answer key for the lesson extensions can be found on the free Good and Beautiful Homeschool app in the science section. Visit goodandbeautiful.com/apps for information on accessing the app. The app can be accessed from a computer, phone, or tablet.

Flexibility


The amount of time it will take to complete each lesson extension will vary for each child. The average time is about 10-15 minutes per extension. Parents, teachers, and children may choose to omit parts of the lesson extension if desired. Encourage the children to stretch their capabilities, but also reduce work if needed.

Taking Notes


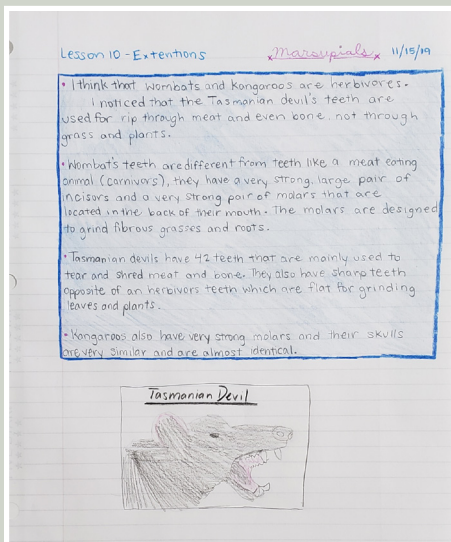
Some of the grades 7-8 lesson extensions have the children summarize the material read. Teach the children to look for key information, summarizing the most important points. Students can also add notes with their thoughts and the facts that are most interesting to them.

Optional Grades 7-8 Reading Book

We recommend *Prairie Dog Town* by Margaret T. Raymond and Carl O. Mohr as extra reading for students in grades 7-8. This book can be purchased by going to goodandbeautiful.com/science and clicking on the *Mammals* unit link.



Prairie Dog Town
By Margaret T. Raymond
and Carl O. Mohr



SUPPLIES NEEDED

You will need the following supplies for activities. There are no experiments in this unit.

Lesson 1

- A piece of fruit or vegetable (or an image of a fruit or a vegetable)
- A piece of meat (or an image of a piece of meat)

Lesson 2

Optional Activity—Milking a Cow:

- A rubber glove (a thicker glove is preferred)
- Milk (or water mixed with white paint)
- A string or rubber band
- A pin or needle
- A bowl or container to catch the milk (or water)
- A black permanent marker (optional)

Optional Activity—Bursting Milk:

- $\frac{3}{4}$ cup whole milk (lower-fat milk will not work)
- Food coloring (any colors)
- Dish soap
- Cotton swabs
- A shallow dish or pan
- Heavy cream (optional)

Lesson 3

- A measuring tape
- Something to mark a distance (e.g., sidewalk chalk, a ribbon, etc.)
- A stopwatch

Lesson 4

- Two small boxes

Lesson 5

- A glue stick
- A stuffed animal (if doing the actions with the activity “Social Behaviors of Elephants”)

Lesson 6

Note: For items with an asterisk (), you may choose to provide one per child, or the children may take turns using the items. You only need one of each of the other items.*

- A hand mirror
- A large pair of socks*
- A pencil*
- A piece of scrap paper*
- A soft object to be thrown*
- A water bottle*
- Tape

Lesson 7

- None

Lesson 8

- A glue stick
- A pair of scissors for each child (or to share)

Lesson 9

- Colored pencils (optional)
- Tape (optional)
- Scissors for each child
- A glue stick

SUPPLIES NEEDED

CONTINUED

Lesson 10

- A glue stick
- A sample of wool or woollike material (such as a wool sock)
- A sample of water-repellent material (such as a raincoat)

Lesson 11

- 3–4 random objects that make noise, such as two spoons banging together, a stapler, a book closing, etc. (Keep these items hidden from the children.)
- A small game token for each child
- A six-sided dice
- A pair of scissors for each child
- A glue stick

Lesson 12

- A marker or a set of five items, such as buttons, beans, etc., to mark off the “Five Senses” cutout

Lesson 13

- Sunglasses
- Something black
- Some kind of plant

Lesson 14

- A glue stick
- A pair of scissors for each child
- Colored pencils

