

BIRDS

Grades 3-6

STUDENT JOURNAL

This journal belongs to:



THE GOOD AND THE BEAUTIFUL

INSTRUCTIONS



This student journal accompanies *The Good and the Beautiful Birds* science unit. It contains all the worksheets and journal pages that are needed to complete the unit. Each student will need his or her own copy of the science journal.


Have each student take his or her time to create high-quality work as the activities and worksheets are completed. Students may enjoy looking back on their past discoveries when they've finished.



TABLE OF CONTENTS

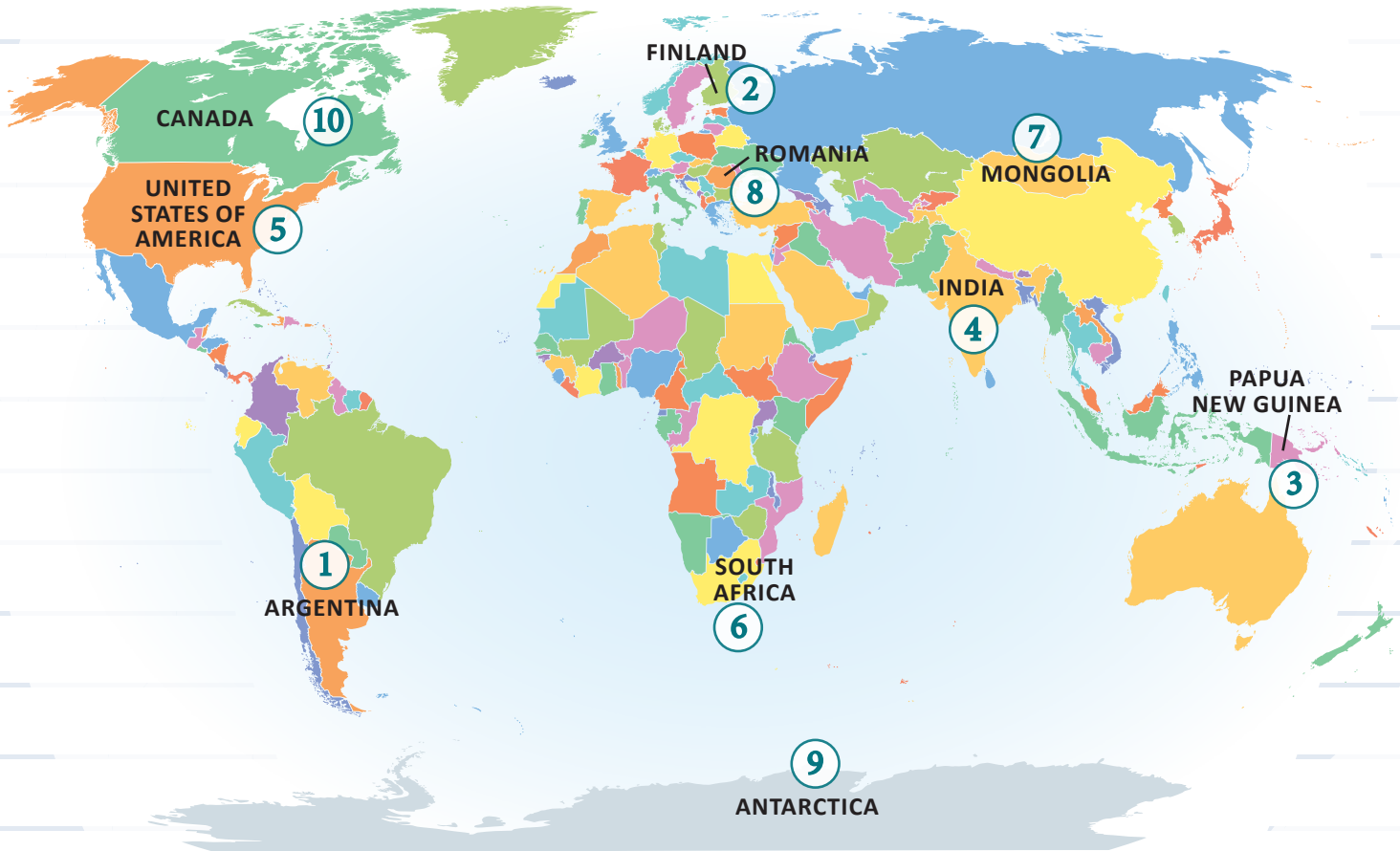
Lesson 1.	4
Lesson 3.	5
Lesson 5.	9
Lesson 6.	13
Lesson 7.	14
Lesson 8.	15
Lesson 9.	19
Lesson 11.	23
Lesson 12.	25
Lesson 14	27
Birdwatching Notebook	31





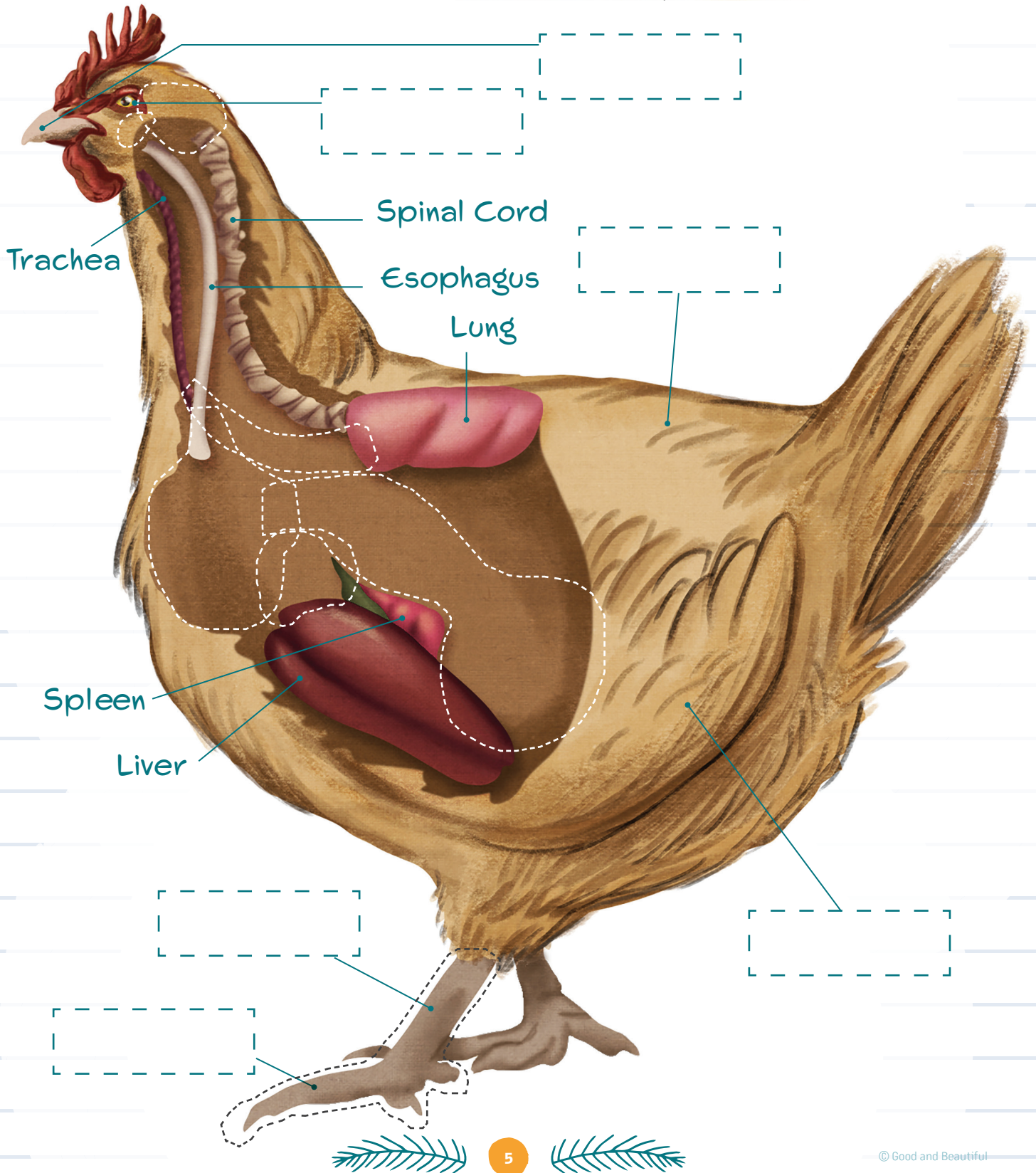
BIRDS OF THE WORLD

While listening to your parent or teacher read the clues in Lesson 1, draw a line between each labeled country and its correct national bird.



PARTS OF A BIRD

As you listen to the "External Parts of a Bird" video, place each piece in its correct spot on this page. Once all the pieces are in place, glue them to the paper. (You will place the internal pieces on the bird in the next activity.)




HOW DO YOU MEASURE UP?



How wide is your arm span?

Stretch out your arms and measure from fingertip to fingertip.



How does your arm span compare to the wingspan of an ostrich? Circle the correct orange option.

An ostrich wingspan is **bigger / smaller** than mine.

How tall are you?



How does your height compare to the height of a male ostrich?

A male ostrich is **taller / shorter** than I am.

How long is your pointer finger?




How does your finger length compare to the length of a hummingbird?

A hummingbird is **longer / shorter** than my finger.

How long is your hand?

Measure from your wrist to the tip of your middle finger.



Would an ostrich egg fit in your hand? Would a hummingbird egg?

Hummingbird: **yes / no**

Ostrich: **yes / no**



How long is one of your steps?

Measure from the tip of one toe to the back of your other heel after you take a step.



How many of your steps would it take to cover one running ostrich step?

_____ steps

A penny weighs about 2.5 g (0.1 oz).



Which is heavier?

penny / bee hummingbird



My BIRDS OF PREY Booklet



HAWKS

As you listen to the facts from the "All About Hawks" poster, circle all the words you hear that describe hawks. Color each hawk.

Accipiter
hawk



rounded talons


sharp talons

very large wings

curved beak

large beak

heavy body



Buteo hawk

slow dive

picky eater

fast dive

not picky eater

EAGLES

As you listen to the eagle facts being read to you, write or draw the two things you find the most interesting. Color the eagle.



As you listen to the information about the four types of eagles, draw a line to the correct option(s) of diet and habitat. Color each eagle.

Diet

- forest animals
- small mammals
- snakes
- lizards
- insects
- fish
- amphibians
- monkeys
- small birds

Snake eagle



Booted eagle




Harpy eagle



Sea eagle



Habitat



Tropical Rainforest



African Desert



Near Water



Migratory

MAP THE PARROTS



Cut out the parrot map markers below. As you listen to the information being read about the different parrot species, locate the continent or country where each species can be found and glue the corresponding marker to the continent or country.



Bird Bingo #3

B

I

R

D



GREAT BLUE HERON



WILD TURKEY



AMERICAN ROBIN



HOUSE WREN



BLACK-CAPPED CHICKADEE



EASTERN TOWHEE



GOLDEN-CROWNED KINGLET



BARN OWL



EASTERN BLUEBIRD



RUBYTHROATED HUMMINGBIRD



MALLARD



ROSE-BREASTED GROSBEEK



NORTHERN BOBWHITE



CANADA GOOSE



SONG SPARROW



PURPLE FINCH

Bird Bingo #4

B

I

R

D



SONG SPARROW



BLACK-CAPPED CHICKADEE



RED-TAILED HAWK



OSPREY



RUDDY TURNSTONE



CANADA GOOSE



NORTHERN BOBWHITE



TUNDRA SWAN



BLUE JAY



RED-HEADED WOODPECKER



AMERICAN ROBIN



BALD EAGLE



BARN OWL



GOLDEN-CROWNED KINGLET



HOUSE WREN



GREAT BLUE HERON

Birdwatching Notebook

BIRD LIFE LIST

Many enthusiastic bird lovers will keep a running list of all the birds they have observed. To help identify the birds you see, your local library may have books about birds in your area, or you may find a list of local birds on the internet with your parent's permission. Note the date and location where each bird was sighted for future reference.

[illegible]

Birdwatching Notebook

OBSERVATION LOG

Fill in the information for a bird that you observed.

Name of Bird (common and scientific, if possible) _____

Date _____ **Location** _____

Appearance

Draw a picture of your bird or find a picture (printed from the internet or copied from a book) and paste it below. You may wish to label key features, use color, or draw the bird in different positions or angles.

Behavior

Circle or write in the best description.

Sound

Caw Honk Trill Screech Whistle Chirp

Movement

Flying Swimming Walking Eating Sitting

Socialization

Alone Caring for young In a group

Notes

Write anything you found interesting about the bird.

Size

Circle the best description.



Small



Medium



Large

Distinct Features



Crest



Multi-colored



Long tail feathers

Other (draw or write)

Color

Color each part of the bird.

Head feathers



Body feathers



Wing feathers



Bill



Feet

