





ABOUT THIS COURSE

The images, artwork, and words used in this handwriting course are all designed to connect children to the good and the beautiful: family, faith, high moral character, and the wonders and beauty of nature and human life.

Handwriting Level 6 represents the level children should be on in fifth, sixth, or seventh grade. The course focuses on cursive writing. If children have no experience with cursive writing, they should start with the Level 5 handwriting course.

Children will be learning more than cursive handwriting as they copy inspiring adages, Bible verses, skillfully written poetry, states and capitals, grammar rules, presidents of the United States in order of presidency, and more.

As the course progresses, instead of just copying cursive writing, children will write original sentences in cursive and convert manuscript print to cursive writing. This will help children to memorize the formation of cursive letters.

Children may refer to the cursive chart at the beginning of the course when needed.

This workbook includes 100 sheets, which is three to four sheets per week for a typical school year.

It is critical that the child gains a strong foundation in correct letter formation. Do not move too fast through foundational skills.

DRAWING

Children will need a pack of colored pencils. This course provides opportunities for children to copy a variety of styles of drawings in addition to creating their own drawings, improving both their drawing and motor skills and exposing them to different drawing techniques. Also, many children enjoy handwriting sheets much more with the opportunity to do a little art along with the handwriting.

DOING HANDWRITING AS A FAMILY

Handwriting time can be done together as a family. As some children will not finish one page in the same amount of time as other children, you may want to set a certain length of time for handwriting each day, such as 10–15 minutes. Wherever children are on the page, have them stop at the end of the specified time. In the next handwriting session, they can pick up right where they left off. Some children may complete more than one page during a session, and some children may complete less than a page.

Handwriting Chart

Aa

Bb

Cc

Dd

Ee

Ff

Gg

Hh

Ii

Jj

Kk

Ll

Mm

Nn

Oo

Pp

Qq

Rr

Ss

Tt

Uu

Vv

Ww

Xx

Yy

Zz

1 2 3 4 5 6 7 8 9

Handwriting Practice

Trace and then write the cursive letter pairs.

A a

B b

C c

D d

E e

F f

G g

H h

I i

J j

K k

L l

M m

N n

O o

P p

Q q

R r

S s

T t

U u

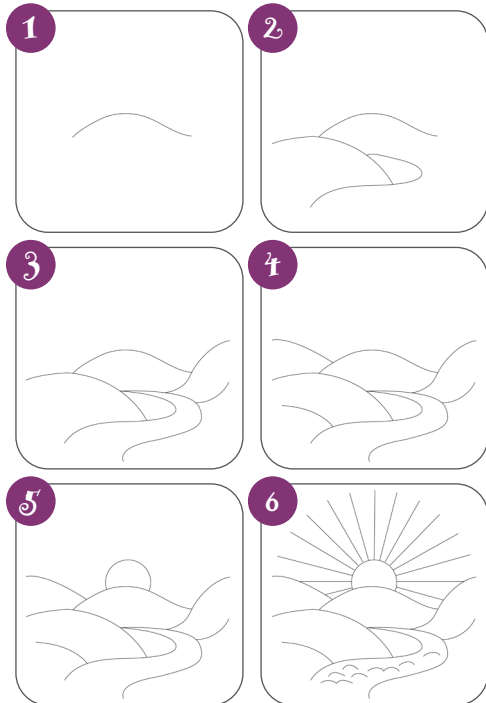
V v

W w

Copy the sentence.

Trust in the Lord.

Follow the steps to draw the picture.



Handwriting Practice

In cursive, write your first and last name.

In cursive, write today's date in this format: August 24, 2013.

In cursive, write the title of a book you like.

Copy the sentences. Keep letters within the proper lines.

A subject is who or what is acting or being
in the sentence.

Never capitalize the names of
seasons.

An adverb describes a verb, an
adjective, or another adverb.

Copy the cursive letter
pairs twice.

ba

be

bi

bo

bu

Handwriting Practice

In cursive, write today's date in this format: September 7, 2010.

Practice keeping the main body of letters on the baseline. After you copy each sentence, check to see if the main body of each letter is resting on the baseline. If not, erase and write it again. Once all the letters of the sentence are resting on the baseline, place a mark in the checkbox.

Look for the good in others.

☐


Look for the good in others.

☐

"Be still, and know that I am God"
(Psalm 46:10).

☐

Create a drawing that reminds you of spring. Copy some of the doodles to create your scene or create it entirely from your imagination. Use colored pencils to add color and shading.



Handwriting Practice

Write your full name *in cursive*.

Copy the fourth stanza of the poem "The Father of All" by an unknown author.

Little bird, God made thy wing,
Gave thee all thy songs to sing;
Set thee in the woods and trees,
Fanned thy nest with gentle breeze.
He it was who brought thee home,
Safe across the ocean's foam,
To the meadows green and bright,
Gave thee songs of sweet delight.



Handwriting Practice

Copy the states and capitals.

Helena, Montana

Lincoln, Nebraska

Dover, Delaware


Atlanta, Georgia

Augusta, Maine

Copy the Bible verse.

"I am Alpha and Omega, the beginning and the ending, saith the Lord, which is, and which was, and which is to come, the Almighty" (Revelation 1:8).

Copy the comic bubble below. Complete the drawing by creating a scene in which this bubble makes sense.



Handwriting Practice

Write each commonly misspelled word *in cursive*.

achieve

because

congratulate

dilemma

embarrass

fascinating

grateful

hygiene

imitate

judgment

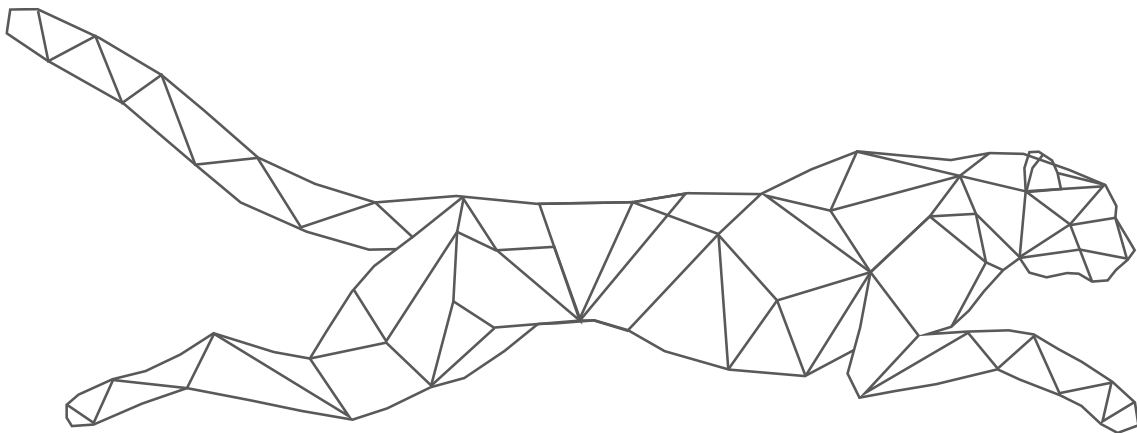
kernel

library

Copy the Bible verse from 1 John 2:25.

And this is the promise that he hath promised us, even eternal life.

Use colored pencils to color the different shapes in the cheetah.



Handwriting Practice

Copy the names of the continents and oceans.

South America

Antarctica

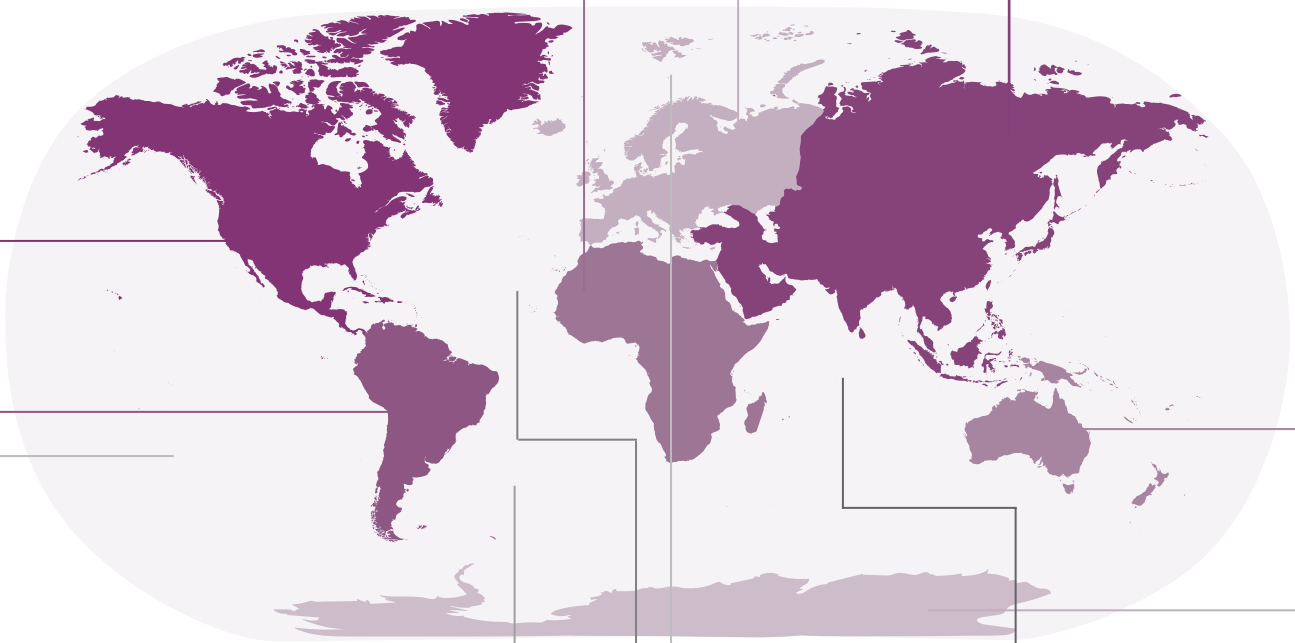
North America

Australia

Africa

Europe

Asia



Southern Ocean

Indian Ocean

Atlantic Ocean

Arctic Ocean

Pacific Ocean

Handwriting Practice

Copy the sentences.

A group of owls is known as a parliament.

The Elf Owl is the smallest owl in the world. It measures 5-6 inches tall and weighs only 1.5 ounces.

The largest owl in the world is Blakiston's Fish Owl. It weighs 7-10 pounds and measures around 26 inches tall.

In cursive, write the names of each type of owl.



Snowy Owl



Great Gray Owl



Northern
Saw-whet Owl



Barn Owl



Barred Owl

Handwriting Practice

Write your full name *in cursive*.

In cursive, write the commonly confused words and their definitions.

“Affect” means to influence.

“Effect” (noun) is a result.

“Effect” (verb) means to accomplish.

Copy the sentence. For a challenge, try saying it five times fast!

Betty's big bunnies bobbed by the blueberry bush.

In cursive, write the verse from the Bible.

“Ask, and it shall be given you; seek, and ye shall find; knock, and it shall be opened unto you” (Matthew 7:7).

Handwriting Practice

In cursive, write the text below the dotted line from the poem "Three Gates of Gold" by Beth Day.

If you are tempted to reveal
A tale to you someone has told
About another, make it pass,
Before you speak, three gates of gold;
These narrow gates. First, "Is it true?"
Then, "Is it needful?" In your mind
Give truthful answer. And the next
Is last and narrowest, "Is it kind?"
And if to reach your lips at last
It passes through these gateways three,
Then you may tell the tale, nor fear
What the result of speech may be.

Congratulations

to

for the successful completion of
Handwriting Level 6

on _____
(date)

Signed by: _____

