

for
Littles

Science Activity Books



BIRDS




The Good AND THE Beautiful
CURRICULUM


Lesson 6

Look at the birds on the graph at the bottom of the page. Color one box next to each bird every time you find it in the picture.




Color the number of birds listed at the beginning of each row.


3



5




2



4




1



Lesson 9


Complete the maze to get the mother heron to her chicks. Color the pictures.



Lesson 12



Circle the six birds in the top picture that you do not see in the bottom picture. Color the top picture.



Color the pictures. Cut out the pictures. Tape or paste the pictures in the correct boxes.

Bird Beaks

Not Bird Beaks

