

for  
*Littles*

Science Activity Books

# BOTANY


  
The Good AND THE Beautiful  
CURRICULUM




# Lesson 1

## KEY

Cross out the items in the key as you find them in the botany lab. Color the botany lab.



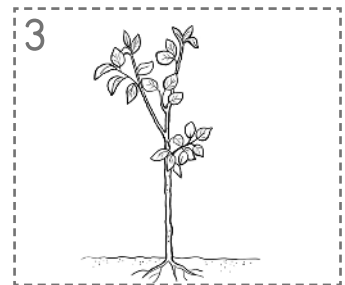
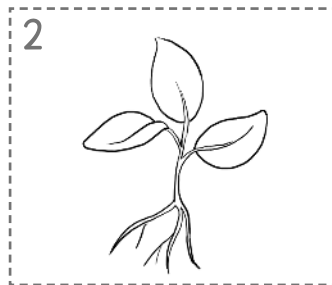

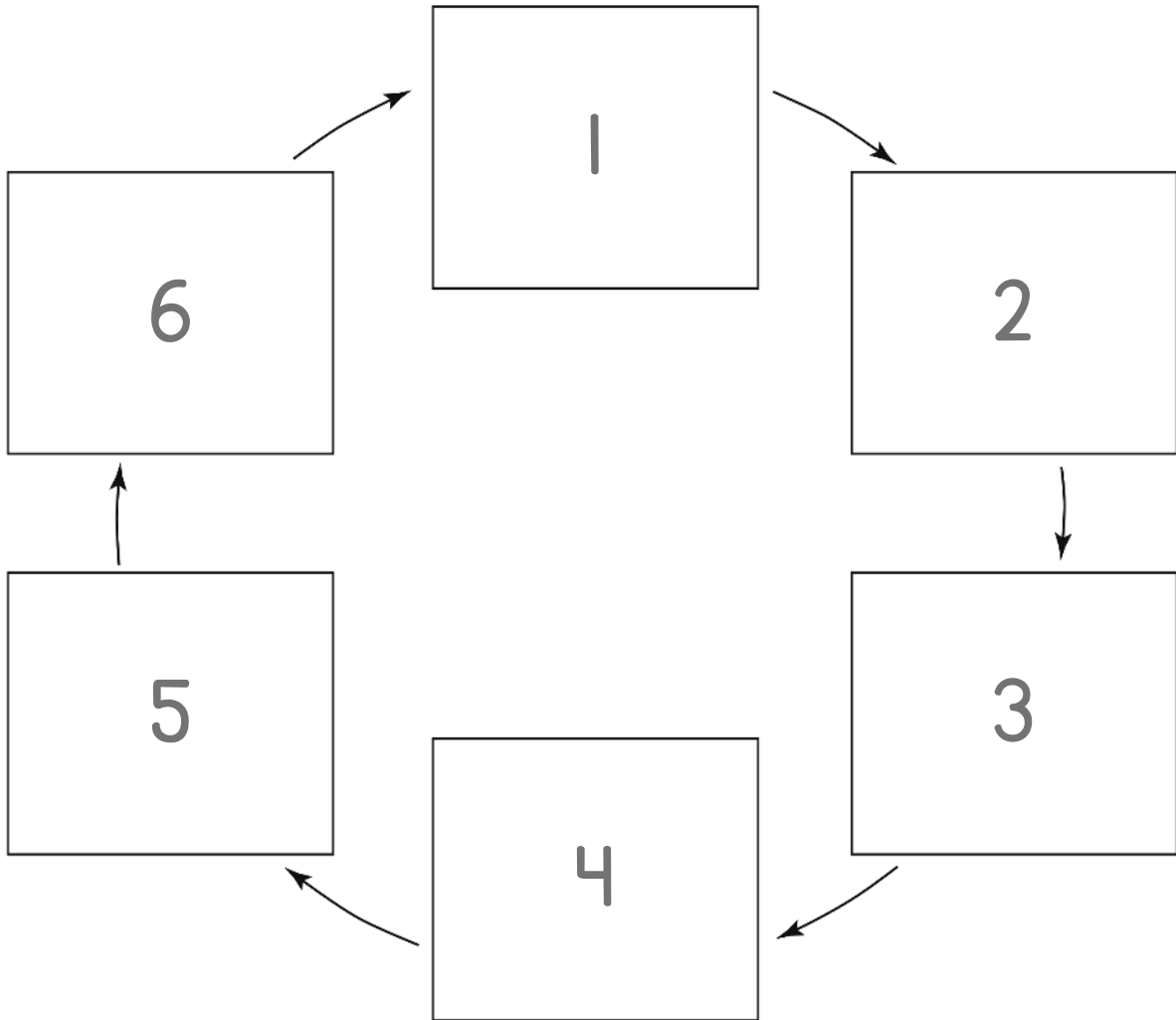


Color the forest. Color the plants at the bottom of the page.  
Cut out the plants and tape or paste them into the forest.





# Lesson 2


Color the pictures in the boxes at the bottom of the page. Cut out the boxes. Tape or paste the boxes in the correctly numbered squares.



Color each step in an apple tree's life cycle in the left column. Draw a line from each step on the left to its matching shadow on the right.



# Lesson 3



Color sections with a 1 green. Color sections with a 2 red. Parent tip: Color the images of the crayons with the correct colors for the child to refer to.