

for
Littles



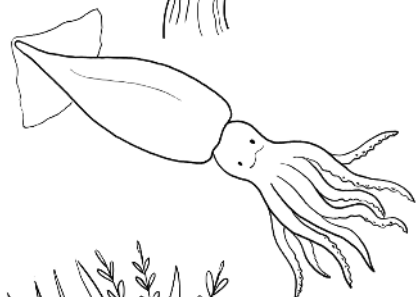




Science Activity Books

MAMMALS


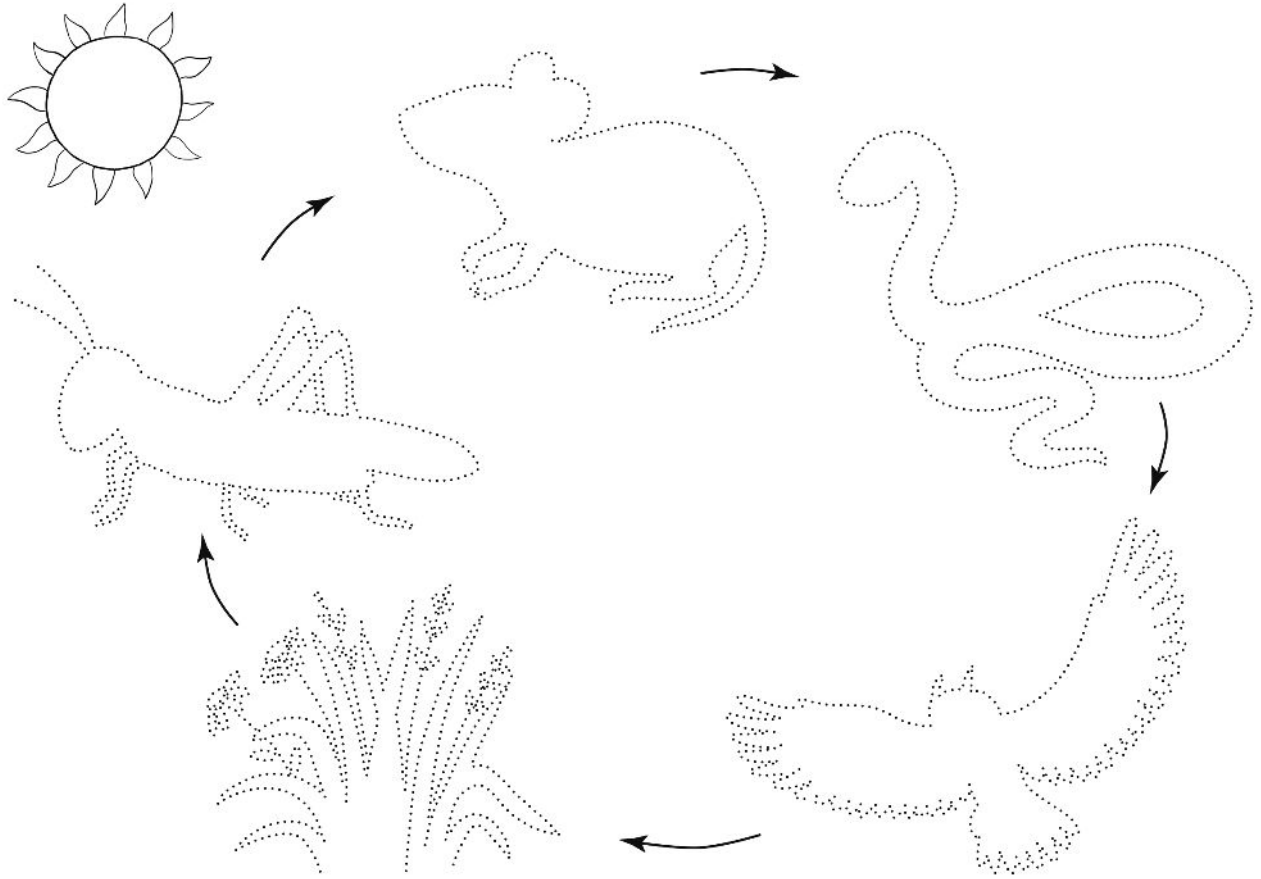

The Good AND THE Beautiful
CURRICULUM

Lesson 1

Draw a line from each mammal to the food it eats. Color the pictures.








































Color the animals in the boxes. Cut out the boxes and tape or paste each animal where it goes in the food chain.




Lesson 4

For each row, circle and color the animal track that matches the track at the beginning of the row.



					
					
					
					
					
					
					

Lesson 8

Find each animal's tracks in the picture below and place a check in the box. Color the picture.



Complete the mazes to help the animals get to their homes.



Color the picture and the correct baby that belongs to the kangaroo. Cut out the baby and tape or paste it on the mother's tummy.

