

for
Little's

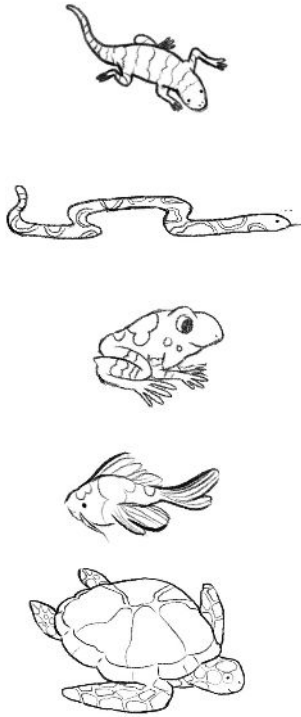
Science Activity Books


REPTILES AMPHIBIANS, AND FISH


The Good AND THE Beautiful
CURRICULUM





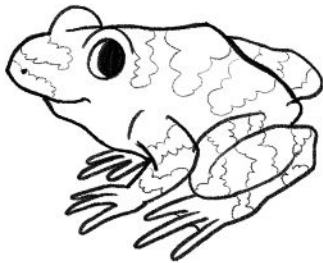

Lesson 1

Look at the animals on the graph. Color one box next to each animal every time you find it in the picture at the bottom. Color the picture.












Color each animal in the left column. Draw a line from each animal to its matching shadow on the right.









Lesson 2

Trace the path from the baby turtle at the bottom of the page to its mother at the top of the page. Color the picture.



Draw a line from each turtle to its home. Color the pictures.



Lesson 3

Circle the snake that matches the first snake in each row. Color the snakes.

